

Field data (Each questionnaire refers to one crop species cultivated per field)

Municipality : Fraga

Latitude : 41.594352

Longitude : 0.301717



Field Size (ha) 6.8

Crop Species

<input type="checkbox"/> olives	<input type="checkbox"/> vineyards	<input type="checkbox"/> apples	<input type="checkbox"/> pears
<input checked="" type="checkbox"/> peaches	<input type="checkbox"/> apricot	<input type="checkbox"/> nectarine	<input type="checkbox"/> plum
<input type="checkbox"/> cherries	<input type="checkbox"/> oranges	<input type="checkbox"/> tangerines	<input type="checkbox"/> lemons
<input type="checkbox"/> grapefruit	<input type="checkbox"/> hazelnuts	<input type="checkbox"/> chestnuts	<input type="checkbox"/> almonds

Variety of crop _____

Age of crop 10-1

Density (trees/ha) 660

Width between rows (m) 5.0

Distance between trees (m) 3.0

Crop form

Crop forms for vineyard



Vase



Espalier



Marquee

Crop forms for Olive



Ancient olives



Vase (1 stem)



Vase (2-3 stems from soil)



Bush (intensive 250-600 trees/ha)



Superintensive (>1500 trees/ha)

Crop forms for fruit trees



Natural



Vase



Bush/Globe (very small trees)



Spindle/Pyramid



Palm/Fan



Epsilon transversal

Slope (%) 0

Soil Cover



Bare.No grass cover.
Tillage several times per year



Seasonal occurrence.
Herbicides+mowing
<50% soil cover



>50% grass cover.
Mowed several times per year



100% Grass cover.
Mowed several times per year

Crop Yield

Average Crop yield (t/ha) _____

Irrigation

rain fed

partial irrigation

fully irrigated

Intensification degree

Specify the amount of fertilizer and pesticides

organic

low

intermediate

high

Plantation Removal Information

- Were the plants removed at a typical age for such crops ?
- Yes Older than typical
- Younger than typical Don't know
- Reason for plantation removal
- Old age (renovation) Change of crop
- Change of variety Change of planting pattern
- Plant disease
- Equipment for plantation removal
- Felling with chainsaws
- Uprooting whole tree with excavators
- Shredding the whole tree (shredder mounted in front of tractor)
- hydraulic shear mounted on mobile arm

Intended use of the plantation
 Check how do you manage/use the plantation removal wood for each part of the plantation. Check as many as apply

	Roots	Stems	Thick branches	Fine branches
Abandoned at field side	<input type="checkbox"/>	<input type="checkbox"/>	<input type="checkbox"/>	<input type="checkbox"/>
Burnt in fires at open air	<input checked="" type="checkbox"/>	<input checked="" type="checkbox"/>	<input checked="" type="checkbox"/>	<input checked="" type="checkbox"/>
Mulched as soil cover	<input type="checkbox"/>	<input type="checkbox"/>	<input type="checkbox"/>	<input type="checkbox"/>
Shredding and integration to soil	<input type="checkbox"/>	<input type="checkbox"/>	<input type="checkbox"/>	<input type="checkbox"/>
Firewood	<input type="checkbox"/>	<input type="checkbox"/>	<input type="checkbox"/>	<input type="checkbox"/>
Energy	<input type="checkbox"/>	<input type="checkbox"/>	<input type="checkbox"/>	<input type="checkbox"/>

Specify the minimum diameter you consider for 'thick' branches used as firewood (mm)

Cost for removing 1 hectare when contracted to a company (€/ha)

600€/ha

Mechanized Collection

Plantation Removal Method

Check according to the figures below the uprooting method that is used.



Aerial part of the tree felled by operators with a chainsaw



Aerial part of the tree felled with a machinery



Only roots treated with an excavator/tractor with shovel



Full tree up-rooted with excavator

Preparation of the wood prior to treatment Specify the method that plantation removal are prepared prior to treatment



No preparation - Trees are felled/up-rooted and left to be gathered by chipper



Trees in piles



Roots in piles



Trees are felled/up-rooted and left to be gathered by chipper

In case roots were collected for producing wood, did the operators shake the whole tree/roots stocks to detach soil before piling or treatment ?

Yes

No

Specifications of preparation processes of biomass

Specify the manpower, productivity, fuel consumption needed in order to prepare the plantation removal for treatment

Check as many as apply

Processes	Manpower (Nr of persons)	Gross working time (hr/ha)	Productivity (t/ha or t/hr)	Fuel consumption (l/hr)
Up-rooting whole trees (tree+root) <input type="checkbox"/>				
Felling the trees <input checked="" type="checkbox"/>	1	5.1	4.7 t/h	n.a.
Up-rooting roots <input type="checkbox"/>				
Preparing piles <input type="checkbox"/>				

Type of plantation treatment and model of machinery

Specify the method that plantation removed are treated based on the outcome product and manufacturer-model of each machinery (crusher, shredder, chipper) that is used if applicable.

Specify the theoretical-from 'catalog' volume of plantation per hour that can be processed by the machinery.

Check as many as apply



Crusher - Large pieces after breaking tree/roots

Crusher (manufacturer-model) _____

Farmer _____



Shredder - Produce finer material (hammers or knives, not clean cut)

Shredder (manufacturer-model) _____

Farmer _____

Farmer's community _____



Chipper - Clean cut. Resembles the typical form of forest woodchips

Chipper (manufacturer-model) _____

Regular forestry chipper






Farmer _____

Farmer's community _____

Treatment methods

Check according to the figures below the treatment method that is used for the plantation removal biomass.

Check the process used for either "A":aerial part of the tree, "R":roots or "B": when both aerial part and roots (all tree) is processed together. IF A and R are collected and processed separately, check the corresponding boxes for each case.

Processes	Manpower (Nr of persons)	Productivity (t/ha or t/hr)	Fuel consumption (l/hr)
 Treatment of material with primary crushers A <input type="checkbox"/> R <input type="checkbox"/> B <input type="checkbox"/>			
 Treatment of material with screening A <input type="checkbox"/> R <input type="checkbox"/> B <input type="checkbox"/>			
 Treatment of material with shredders/chippers A <input type="checkbox"/> R <input type="checkbox"/> B <input type="checkbox"/>			
 Treatment of material with shredders/chippers with horizontal feeding table A <input checked="" type="checkbox"/> R <input type="checkbox"/> B <input type="checkbox"/>	1	2.76	n.a.
 Chipping of crunched pieces in a static chipper A <input type="checkbox"/> R <input type="checkbox"/> B <input type="checkbox"/>			

Due to small entry to chipper, branches were partly cut manually before feeding to facilitate feeding

End product properties

Specify the properties (moisture,bulk density,particle size,ash) of the prunings after treatment and harvesting, if known

Moisture (% a.r.) 37.24 Particle size (cm) P45
 Bulk density (kg/m3) 241 Ash content (% dry basis) _____

Losses of biomass after harvesting (%) n.d. or (tonnes/ha) _____

Problems encountered due to the field Soil uneven Slope
 Stones To

Problems encountered by the machines

Not suitable for the pruning

Manouvering

Unsuitable feeding system (biomass difficult to be conveyed)

Too much soil particles with the biomass to be treated

Problems in discharge

Performance of the machinery

The machinery was performing better than expected

The machinery was performing normally-typical expected

The machinery was underperforming

Value Chains

Indicate if your experience is based on an isolated test or if it based on an existing value chain:

My experience is just an experimental trial-machinery test

My experience is part of an existing value chain

Contact Data

Name : Daniel García Galindo

Email :

Phone :

Profession :

Country : Spain

References-External links:Provide references on which the information is based on
or highlight any comments

EuroPruning Deliverable D6.2, CIRCE, 2016. Results with conclusions of each demonstration (by zone)
www.europruning.eu



This project has received funding from the European Union's Horizon 2020 research and innovation programme under grant agreement No 691748

Photos





